

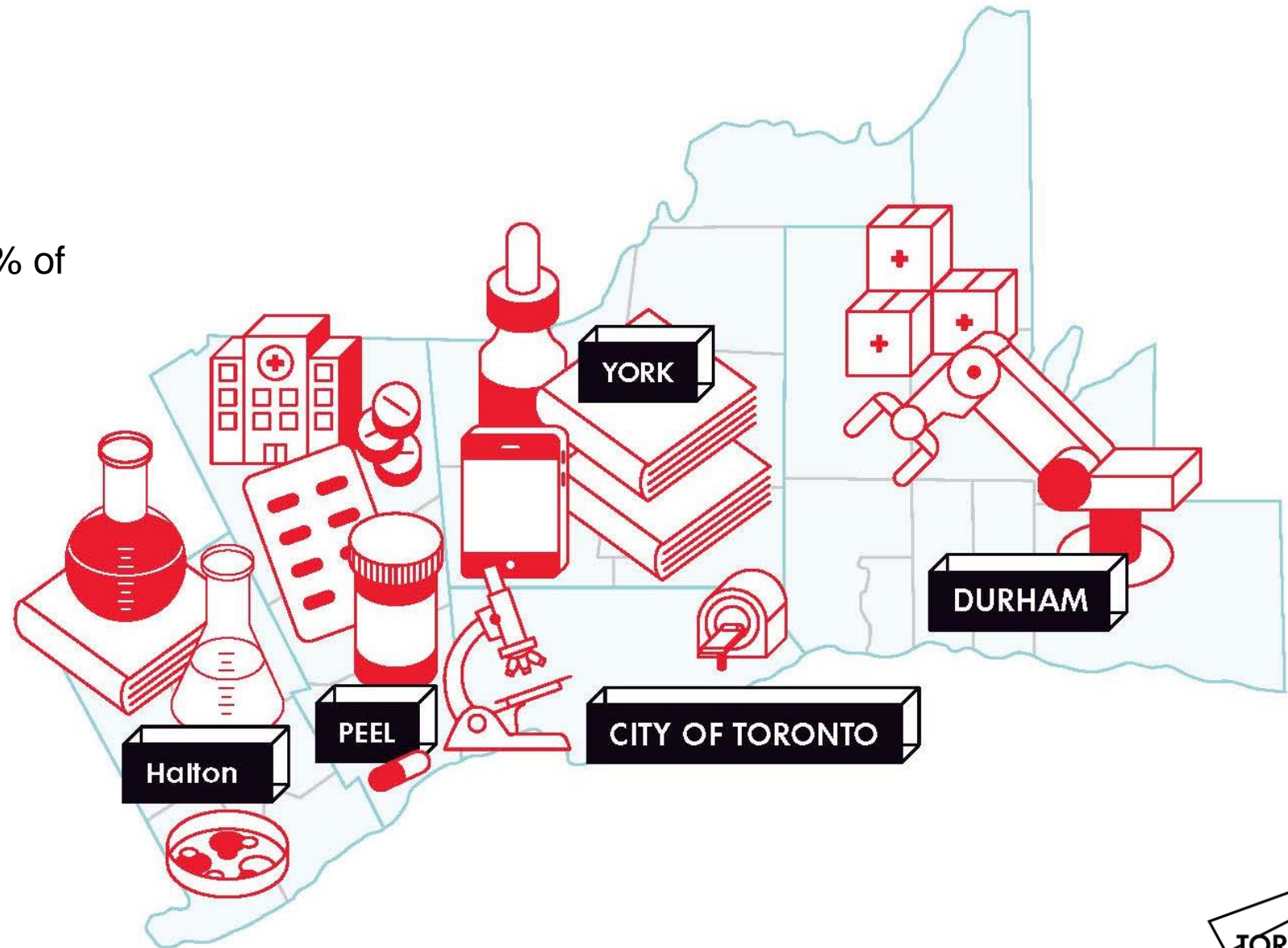
YOUR REGION FOR BUSINESS

TORONTO GLOBAL



TORONTO REGION

Canada's Business and
Financial Capital – home 40% of
Canada's Corporate HQs



Relationship Management

- Investor Experience: facilitating tailored communications and offerings that meet individual customer needs.
- Efficiency and Automation: ensuring consistency in customer interactions, allowing teams to focus on more strategic accounts and projects.
- Integration and Connectivity: enabling a unified view of customer interactions across multiple channels and touchpoints.
- Data-Driven Decision Making: supporting informed decision-making and strategy development for better relationship management and business growth.

SCAN TOOL OVERVIEW

SCORE



Feb 1, 2024

Feb 8th, 2024

SCAN Platform

SCORE

1 Company Profile

First Name
Monsoor

Last Name
Shaik

Email Id
monsoorali@yahoo.com

Company Name
Toronto Global

Address
100 Queens St.

Industry
Professional Services

NAICS Code
9056

SCORE

1 Full Profile

Would you say your organization is majority owned by or led by any of the below under- represented groups. (Voluntary and Strictly Confidential):

☐ Prefer not to say

☐ Women

☐ Indigenous

☐ Black or People of Color

☐ First Generation Canadian (Born outside of Canada)

☒ Youth (Less than 40 years of age)

☐ Persons with physical or mental disability

☐ LGBTQ2S+

☐ Newcomers to Canada (Been for less than 5 years in Canada)

Do you currently export:

SCORE

2 (NPD process) In our org, supply chain team gets involved in the new product development from the beginning.

☐ Completely Disagree

☐ Somewhat Disagree

☐ Neutral

☒ Somewhat Agree

☐ Completely Agree

3 (Feasibility) Our supply chain team does a thorough feasibility assessment for new products development.

☐ Completely Disagree

☒ Somewhat Disagree

☐ Neutral

☐ Somewhat Agree

☐ Completely Agree

SAVE & EXIT

← NEXT →

Benchmarks

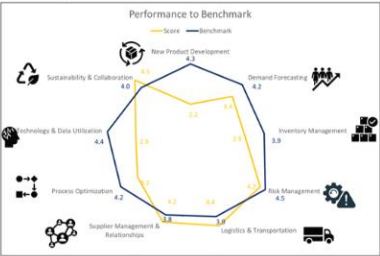
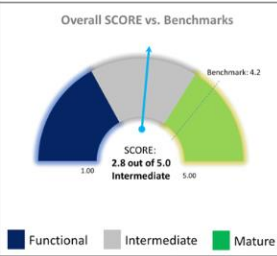
- For the tool to be valuable benchmarks from Mature Supply Chain companies were needed
- We partnered with major data providers in both building and administering a survey across 1000+ companies, across a variety of industries
- Once a company has completed the survey their scores are compared across the 9 pillars against those of the Benchmark companies.
- This will help Toronto Global in understanding competencies, gaps, needs and maturity of companies.
- Rapidly scalable and adaptable to emerging issues, challenges or needs of Toronto Global or business community.

Diagnostic Report

XYZ Inc's SCORE

SCORE ASSESSMENT

This report provides an assessment of your organizations' current Supply Chain capabilities and details the strengths and opportunity areas. Our team will reach out to you based on your SCORE, to discuss and partner you on your path to strengthen your capabilities on the opportunity areas.



How to read: The score in blue is the benchmark based on the results of 500+ companies on each pillar and the score in orange is how your company scores on that pillar

XYZ Inc's performance: Your organization is above the benchmarks on Logistics & Transportation, Supplier Management & Relationships and Sustainability & Collaboration. While below the benchmarks on New Product Development, Demand Forecasting, Inventory Management, Risk Management, Process Optimization and Technology & Data Utilization

SCORE



Sustainability Index



SCORE

Detailed Score

Pillar	Question	Benchmark SCORE	Your SCORE	Variance
Pillar #1	New Product Development	4.39	2.34	-2.05
Q1	In our organization, the Supply Chain team gets involved in the new product development from the beginning.	4.45	2.41	-2.04
Q2	Our Supply Chain team does a thorough feasibility assessment for new product development.	4.31	1.95	-2.36
Q3	Supply Chain team is well prepared to handle the ramp-up in production for the new products.	4.36	2.14	-2.22
Q4	There are strategies in place to optimize the transportation and delivery processes of the new products.	4.44	2.87	-1.57

SCORE



YOUR
REGION
FOR
BUSINESS

SCORE

What's Next?

Toronto Global seeking partners to help share the **SCAN** tool to your regions with the hopes of providing a diagnostic for your regional SMEs and BRE data insights to your organizations...

CONTACT US

Daniel Hengeveld

Vice President, Investment Attraction

dhengeveld@torontoglobal.ca

+1 647-680-3206

