



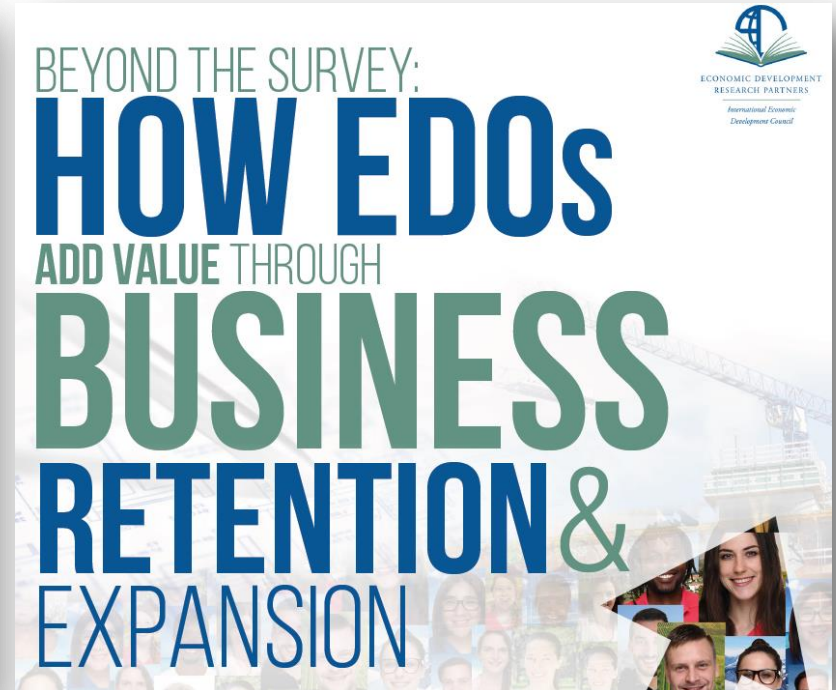
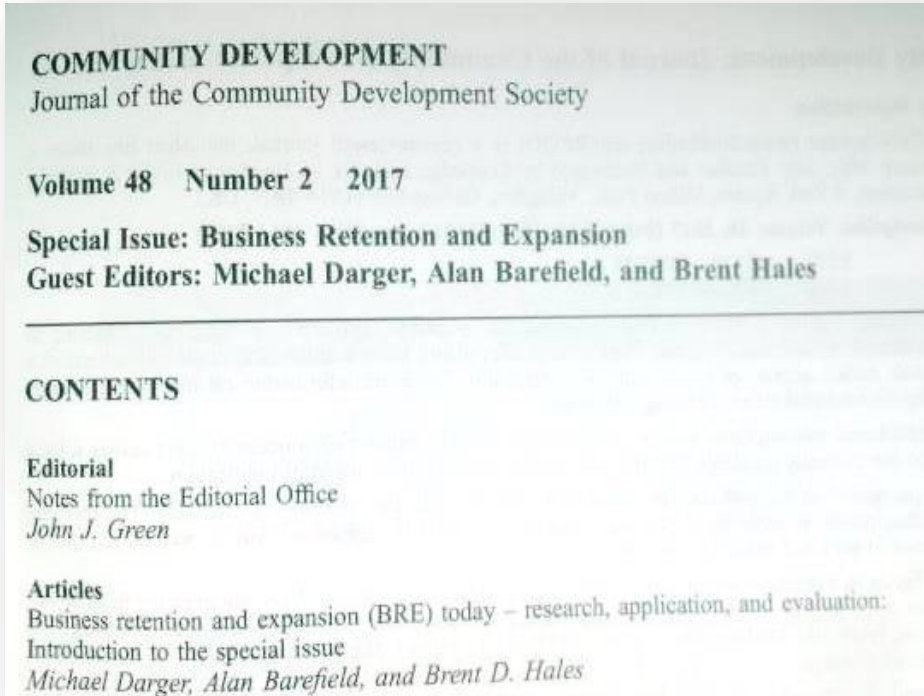
**Decoding the Art and Science of
supporting your existing Businesses**

February 6, 2018

Objectives

- Highlight new research on a Data Driven Approach to Identifying Vulnerable Plants.
- Examine emerging trends for value added BRE and how EDOs are measuring the value of the program.

Context





BR+E Program


18-Month Provincial Results

July 1, 2016 - December 31, 2017

1,100+ business surveys across 22 BR+E projects

 **78%** of businesses have a good or excellent impression of their community as a place to do business

 **52%** of businesses rate their technology use as high or very high

 **49%** of businesses have hiring difficulties

Primary market for business

36%



Local

52%



Regional

6%



National

6%



International